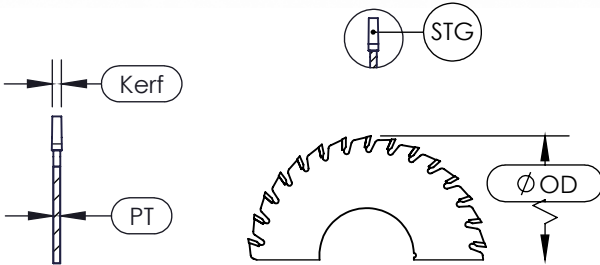



# Custom Flooring Grooving Saws

## Straight Plate Series

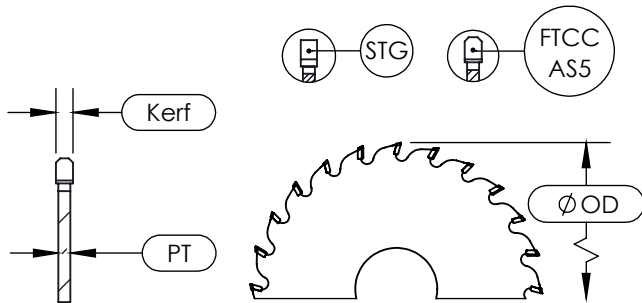


### SPSR Series - Tech Specs

Part	Kerf	RT	HT	RD	OD	Z
IF-32-xxxx-xxxx	2.3mm	1.3mm	2.9mm	32mm	12"	48
IF-32-xxxx-xxxx	2.3mm	1.3mm	2.9mm	32mm	12"	36
IF-32-xxxx-xxxx	2.3mm	1.3mm	2.9mm	32mm	10"	32
IF-32-xxxx-xxxx	2.8mm	1.8mm	2.9mm	32mm	12"	48
IF-32-xxxx-xxxx	2.8mm	1.8mm	2.9mm	32mm	12"	36
IF-32-xxxx-xxxx	2.8mm	1.8mm	2.9mm	32mm	10"	32

**Applications:** Standard & thin kerf glue line rip  
**Machine:** Cameron fixed & moving axis ripsaws  
**Which tool?** Contact Super Thin Tech Support

**Tip Grade:** For kiln dried Hardwood and Softwood  
**Kerf guideline:** Choose within Min/Max kerf range  
**Contact Info:** 800-541-7297 802-244-8101



### IF - Series - Tech Specs

Part	Kerf	RT	HT	RD	OD	Z
IF-32-xxxx-xxxx	2.3mm	1.3mm	2.9mm	32mm	12"	48
IF-32-xxxx-xxxx	2.3mm	1.3mm	2.9mm	32mm	12"	36
IF-32-xxxx-xxxx	2.3mm	1.3mm	2.9mm	32mm	10"	32
IF-32-xxxx-xxxx	2.8mm	1.8mm	2.9mm	32mm	12"	48
IF-32-xxxx-xxxx	2.8mm	1.8mm	2.9mm	32mm	12"	36
IF-32-xxxx-xxxx	2.8mm	1.8mm	2.9mm	32mm	10"	32

**Applications:** Standard & thin kerf glue line rip  
**Machine:** Cameron fixed & moving axis ripsaws  
**Which tool?** Contact Super Thin Tech Support

**Tip Grade:** For kiln dried Hardwood and Softwood  
**Kerf guideline:** Choose within Min/Max kerf range  
**Contact Info:** 800-541-7297 802-244-8101